


Teacher Instructions:


1. Divide students into 5 groups (Team A, B, C, D, and E).
2. Assign at least one person in each team to each of the specialist positions (Mission Specialist, Fitness Coach, etc.)
3. Give the student(s) the corresponding job card to hold during the videoconference.

Mission Specialist




Team A

Mission Specialist




Team B

Mission Specialist




Team C

Mission Specialist



Team D

Mission Specialist




Team E

Teacher Instructions:


1. Divide students into 5 groups (Team A, B, C, D, and E).
2. Assign at least one person in each team to each of the specialist positions (Mission Specialist, Fitness Coach, etc.)
3. Give the student(s) the corresponding job card to hold during the videoconference.

Fitness Coach




Team A

Fitness Coach




Team B


Fitness Coach



Fitness Coach



Fitness Coach



Team C


Team D

Team E

Teacher Instructions:

1. Divide students into 5 groups (Team A, B, C, D, and E).
2. Assign at least one person in each team to each of the specialist positions (Mission Specialist, Fitness Coach, etc.)
3. Give the student(s) the corresponding job card to hold during the videoconference.

Glove Technician




Team A

Glove Technician



Team B

Glove Technician



Team C

Glove Technician



Team D

Glove Technician




Team E

Teacher Instructions:

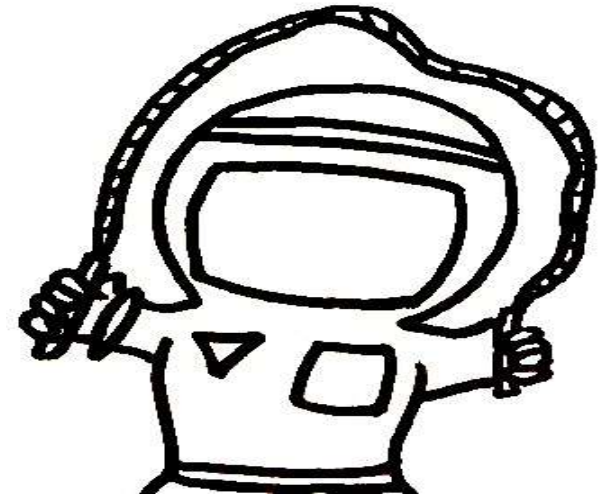
1. Divide students into 5 groups (Team A, B, C, D, and E).
2. Assign at least one person in each team to each of the specialist positions (Mission Specialist, Fitness Coach, etc.)
3. Give the student(s) the corresponding job card to hold during the Videoconference.

Science Officer




Team A

Science Officer




Team B

Science Officer




Team C

Science Officer



Team D

Science Officer




Team E

Teacher Instructions:

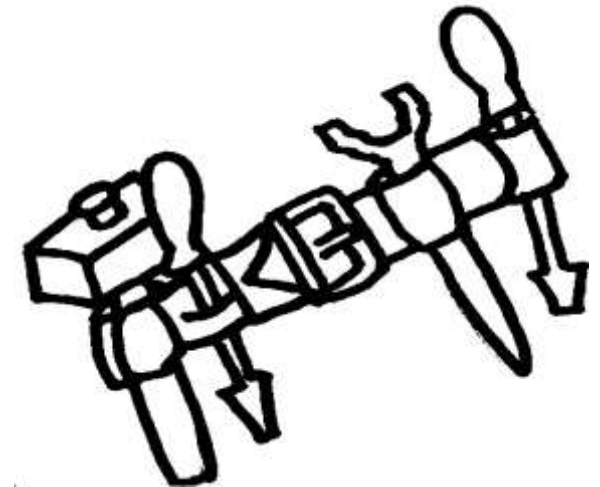
1. Divide students into 5 groups (Team A, B, C, D, and E).
2. Assign at least one person in each team to each of the specialist positions (Mission Specialist, Fitness Coach, etc.)
3. Give the student(s) the corresponding job card to hold during the videoconference.

Equipment Designer



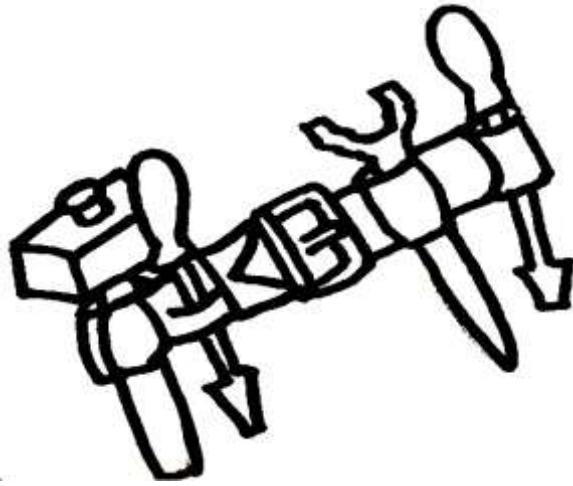
Team A

Equipment Designer




Team B

Equipment Designer



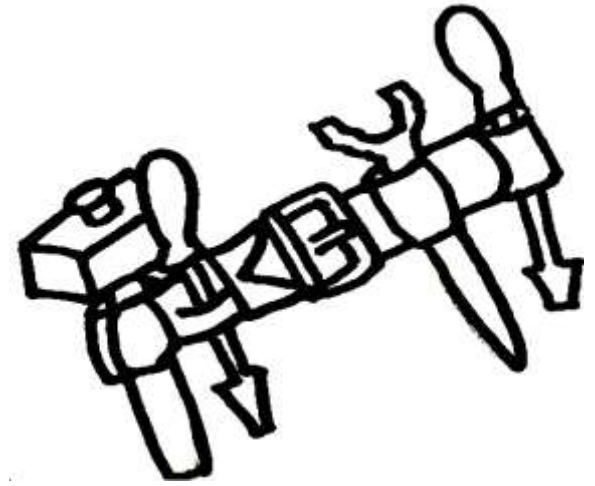
Team C

Equipment Designer



Team D

Equipment Designer



Team E